



PEW Electrical Distributors

Operating Panels



AIDA

Landing and car operating panels with metal end caps



1200mm

201mm

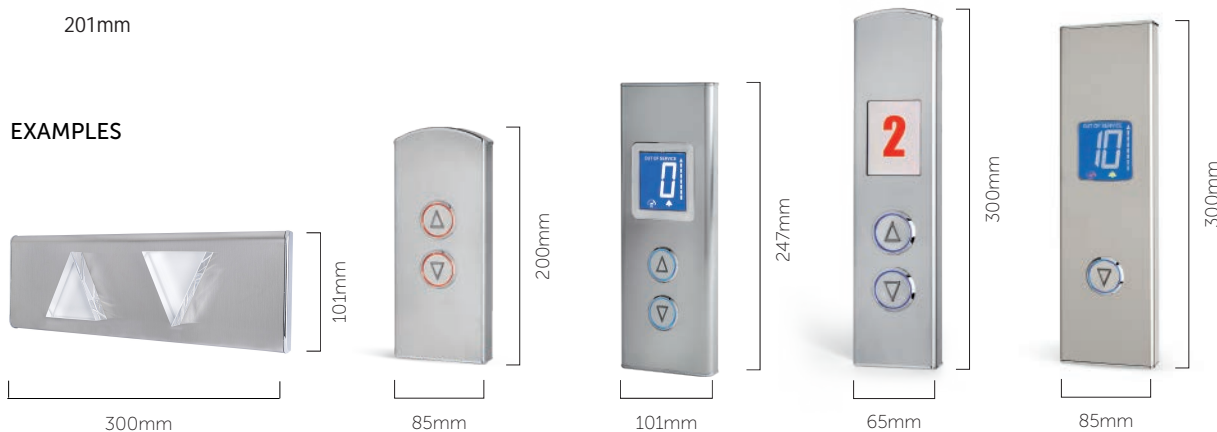
MAIN FEATURES

- Surface mounted, suitable for modernisations
- 4 widths available (65, 85, 101, 201mm) all at 23mm depth
- Fixing wall mounting, without cutting or patching
- Finishes in Inox scotch brite, inox mirror, gold scotch brite, gold mirror
- Zamak, chrome or golden end cap kits available
- Flat end caps (AIDA STANDARD) or curved (AIDA CURVE) are available for all types
- 1.2 mm thick st/st surface mount faceplate for 201 width
- 1 mm thick st/st surface mount faceplate for 65,85,101 width
- Optional AIDA with curved end caps (AIDA CURVE)

AVAILABLE FINISHES

| | | | |
|-----------------------------|------------------------------|-----------------------------------|----------------------------------|
| | | | |
| Inox scotch brite | Inox lucido / Mirror inox | PVD oro satinato / Satin PVD gold | PVD oro lucido / Mirror PVD gold |
| | | | |
| Nero satinato / Satin black | Nero lucido / Polished black | Blu lucido / Polished blue | |

EXAMPLES




PEW Electrical Distributors Ltd

Unit 1 The iO Centre
59-71 River Road
Barking, Essex IG11 0DR

0208 507 1001

sales@pewelectrical.com
www.pewelectrical.com





PEW Electrical Distributors

Operating Panels



COLONNA SURFACE

Full height cabin column suitable for renovation



MAIN FEATURES

FLORENCE AND AIDA MODEL

- Model with superior end caps FLORENCE (201 and 300mm) or AIDA:
 - column can be opened by an opening Vasistas system with key (both for FLORENCE and AIDA models);
 - fixing by screws (both for FLORENCE and AIDA models)
- Customisable height
- 1,2mm thickness of stainless steel faceplate
- Box behind is not necessary

AVAILABLE FINISHES



Scotch brite inox




Mirror inox



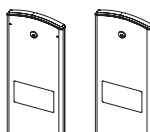
Satin PVD gold




Mirror PVD gold



Aida column with key or
Aida column with fixing by screws



Florence column with key or
Florence column with fixing by screws




AIDA model FLORENCE model

PEW Electrical Distributors Ltd

Unit 1 The iO Centre
59-71 River Road
Barking, Essex IG11 0DR

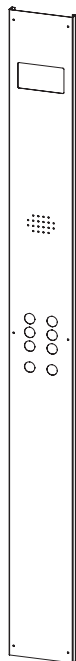
0208 507 1001

sales@pewelectrical.com
www.pewelectrical.com



COLONNA FLUSH

Full height cabin column suitable for renovation

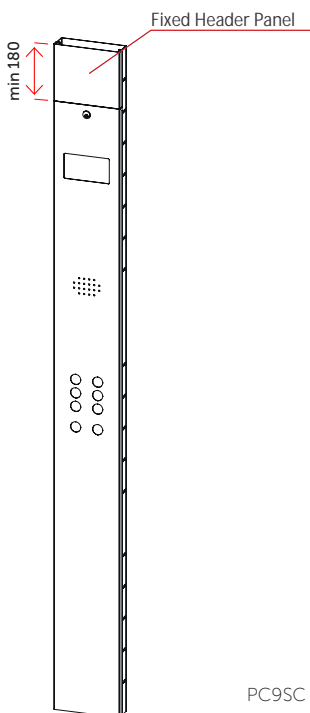
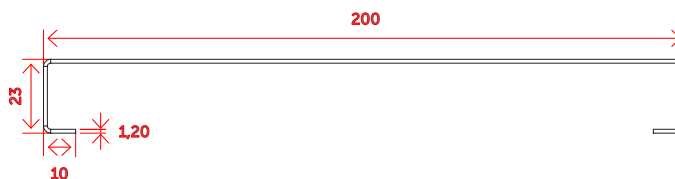


PC9 standard

PC9 MODEL

Completely customisable flush Car Operating Panel

- Completely customisable column with a 'C' or 'U' profile
- 1.2mm or 2mm thickness of stainless steel faceplate
- Fixing by screws or Vasistas System with Key
- With or without Back Box
- Available finishes: Scotch Brite st/steel, Mirror st/steel, Gold PVD, Gold PVD Mirror
- A standard dimension is available (see BELOW)



PC9SC standard

PC9SC MODEL

Standard flush Car Operating Panel with fixed header panel

- Opening with Vasistas System and Key
- Width 210mm with customisable height
- 1.2mm or 2mm thickness of stainless/steel faceplate
- Available finishes: Scotch Brite st/steel, Mirror st/steel, Gold PVD, Gold PVD Mirror

